



winter 2016

Winter Can be Fun!

Are you enjoying the winter weather? This is usually the time of year that I hibernate. That means I sleep for a really long time. But this year is different. This year, I am going to try skiing. Maybe even snowboarding. What about you?

Find something cool (or warm) to do outside this winter. Take a picture and send it to me at buddybear@shcu.org.

Your best bear friend,


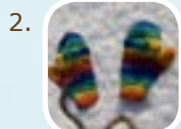
BUDDY BEAR

Buddy Bear
Cub Club President




Buddy Bear's Winter Photo Crossword

ACROSS:



DOWN:



Parents' Corner

Is Your Child Ready for an Allowance?

Many experts agree that an allowance is a great way to teach financial responsibility. When kids get a set, weekly allowance, it forces them to plan ahead if they want to buy something special. Plus, an allowance is a great opportunity for kids to make mistakes.

Should an allowance be tied to chores? Many experts feel that aligning chores to an allowance loses financial impact. Chores should be expected without monetary benefit. Then there is the question of how much to give each week or month? A good rule of thumb is to give a set amount to match the child's age. A quarter per year-of-age is one option. For example, a six-year-old would get \$1.50 a week.

Should you give raises? To give your children the feel of real life and the workplace, give set raises based on age or needs. Finally, encourage them to save by matching your child's savings up to 6% per month, similar to a 401(k). This is a great lesson in math and planning ahead.

Winter Fun Close Up

Can you guess what these items are? Be one of the first 10 with all three correct and you'll win a \$5 Dairy Queen gift certificate. Send your answers to buddybear@shcu.org.





Buddy's World Records Biggest Cup of Hot Cocoa

On a winter day in January 2013, people at the Festival of Chocolate and the Museum of Science and Industry in Florida made an 880 gallon cup of hot cocoa. That's 14,080 cups of chocolate goodness. It took the team 3 hours and 16 minutes to heat it up.



Buddy's Books

Find these books at the library and start your reading adventure.



Ages Pre K-3

Clifford's First Snow Day

By Norman Bridwell

Before he grew up to be the big red dog, Clifford was a little red puppy. Join him as he experiences snow for the first time and goes sledding in Emily Elizabeth's boot.



Ages 7-12

The Long Winter

By Laura Ingalls Wilder

When a blizzard covers Laura Ingalls' tiny town, the family must face the harsh conditions to survive. Left with no other choice, young Almonzo must make a dangerous journey to find food for the family.

Winter Jokes

Send your fun jokes to buddybear@shcu.org.

Q: What time is it when snowflakes fall past the classroom window?

A: Snow and Tell

Q: What do you call an old snowman?

A: Water

Q: What do you call a penguin in the desert?

A: Lost

Beary-Fun Snowflakes

Paper snowflakes are fun, but did you know you can make custom snowflakes? Let's start with my favorite, the Beary-Fun Snowflake.

Supplies:

- Sheet of paper
- Thick marker or highlighter
- Scissors (get parents help if needed)

Instructions:

1. Fold the piece of paper in half so that it is more a square than a rectangle.
2. Fold the piece of paper in half again, once more making a square-like shape.
3. Hold your paper like a book, with the folded edges at the bottom.
4. Fold the bottom-right corner up toward the top left. You will be left with a portion of the paper at the top (see image).
5. Cut away the top portion to create a triangle.
6. Draw your design on the triangle. I created a bear head. You will want to use a big marker so that you have something to cut around. Be sure your design touches both of the long sides of the triangle. This will give your art the snowflake look.
7. Carefully cut away the non-marked portions of your design. Just be careful not to cut across the whole triangle or your snowflake will be cut in half.
8. Open your snowflake carefully to reveal your work of art.

